Medacta International

Medacta

Investor Presentation

SUSTAINABLE INNOVATION, WORLD-CLASS SURGEON EDUCATION,
AND AN UNWAVERING COMMITMENT TO IMPROVING PATIENT OUTCOMES

June 2026

Disclaimer

This presentation (the "Presentation") has been prepared by Medacta Group SA ("Medacta" and together with its subsidiaries, "we", "us" or the "Group"). The information contained in the Presentation does not purport to be comprehensive. Please refer to the financial reports available on our website at https://www.medacta.com/EN/investors.

FORWARD-LOOKING INFORMATION

This Presentation has been prepared by Medacta and may include forward-looking information and statements concerning the outlook for our business. These statements are based on current expectations, estimates and projections about the factors that may affect our future performance. These expectations, estimates and projections are generally identifiable by statements containing words such as "expects", "believes", "estimates", "targets", "plans", "outlook" or similar expressions. There are numerous risks and uncertainties, many of which are beyond our control, that could cause our actual results to differ materially from the forward-looking information and statements made in this Presentation. The important factors that could cause such differences include: changes in the global economic conditions and the economic conditions of the regions and markets in which the Group operates; changes in healthcare regulations (in particular with regard to medical devices); the development of our customer base; the competitive environment in which the Group operates; manufacturing or logistics disruptions; the impact of fluctuations in foreign exchange rates; and such other factors as may be discussed from time to time. Although we believe that our expectations reflected in any such forward-looking statement are based upon reasonable assumptions, we can give no assurance that those expectations will be achieved.

ALTERNATIVE PERFORMANCE MEASURES

This Presentation may contain information regarding alternative performance measures. Definitions of these measures and reconciliations between such measures and their IFRS counterparts if not defined in the Presentation may be found on the financial reports available on our website at https://www.medacta.com/EN/investors.

THIS PRESENTATION IS NOT AN INVITATION TO PURCHASE SECURITIES OF MEDACTA OR THE GROUP

Related Trademarks
Medacta Group Related Trademarks are registered at least in Switzerland. The products and services listed below may not be all-inclusive, and other Medacta products and services not listed below may be covered by one or more trademarks. The below products and services may be covered by additional trademarks not listed below. Note that Swiss trademarks may have foreign counterparts.
AMIS®, GMK® SpheriKA, MyShoulder®, NextAR™, NextAR™ Spine, MyKA™, MySpine®.

Not all products are available in all countries. Product availability is dependent upon the registration requirements for your country. All trademarks and registered trademarks are the property of their respective owners.

Medacta

Swiss Company – Global Partner

Who we are

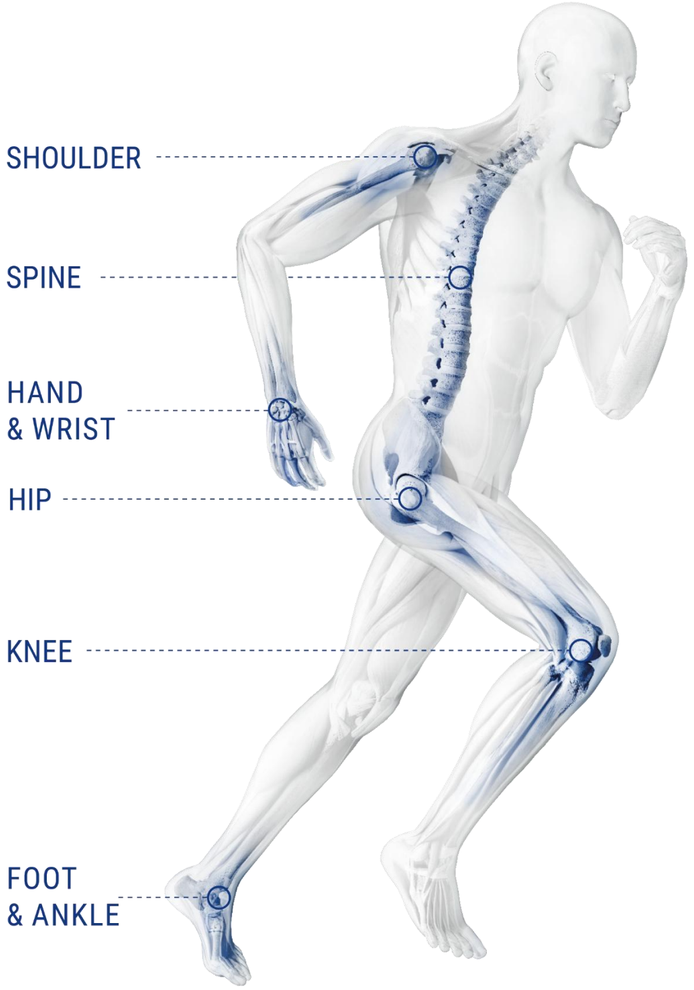

Medacta is a Swiss medical technology company providing differentiating, innovative orthopaedic implants, products, surgical techniques and technologies for:

Hip replacement

Knee replacement

Shoulder replacement

Sports Medicine

Spine

Beyond the ordinary

We have a unique and compelling story to tell

Medacta International

Our vision resulted from my own experience as a patient: passion, innovation and medical education to create solutions and services that improve care and return patients to a life free from pain and disability.

Alberto Siccardi
Founder, President, Patient

Medacta’s unique history: founded by a patient

FIRST GENERATION

DR. FRANCESCO SICCARDI SR.

1958

Bieffe Biochimici Firenze was founded

1997
Acquisition by Baxter of Bieffe Medital

SECOND GENERATION

Dr. Alberto Siccardi,
Founder and President of the Board of Directors of Medacta

DR. ALBERTO SICCARDI

1999
Medacta International was founded

2000
New Headquarters in Castel San Pietro

2004
M.O.R.E. Institute was founded

2009
Strategic decision to enter Spine market

2011
Medacta for Life Foundation was founded

2012
My Baby was founded

2015
Strategic decision to enter Sports Med market

2016
New plant in Rancate and Stabio logistic center

THIRD GENERATION

Francesco Siccardi,
CEO of Medacta

FRANCESCO SICCARDI

2019
20th Medacta anniversary officially entering the SIX Swiss Exchange

2022
New offices in Rancate

2023
Two major expansions in Ticino. New distributor center in Memphis (US)

2024
25th Medacta anniversary

2025
Parcus acquisition

Outstanding revenue acceleration since foundation

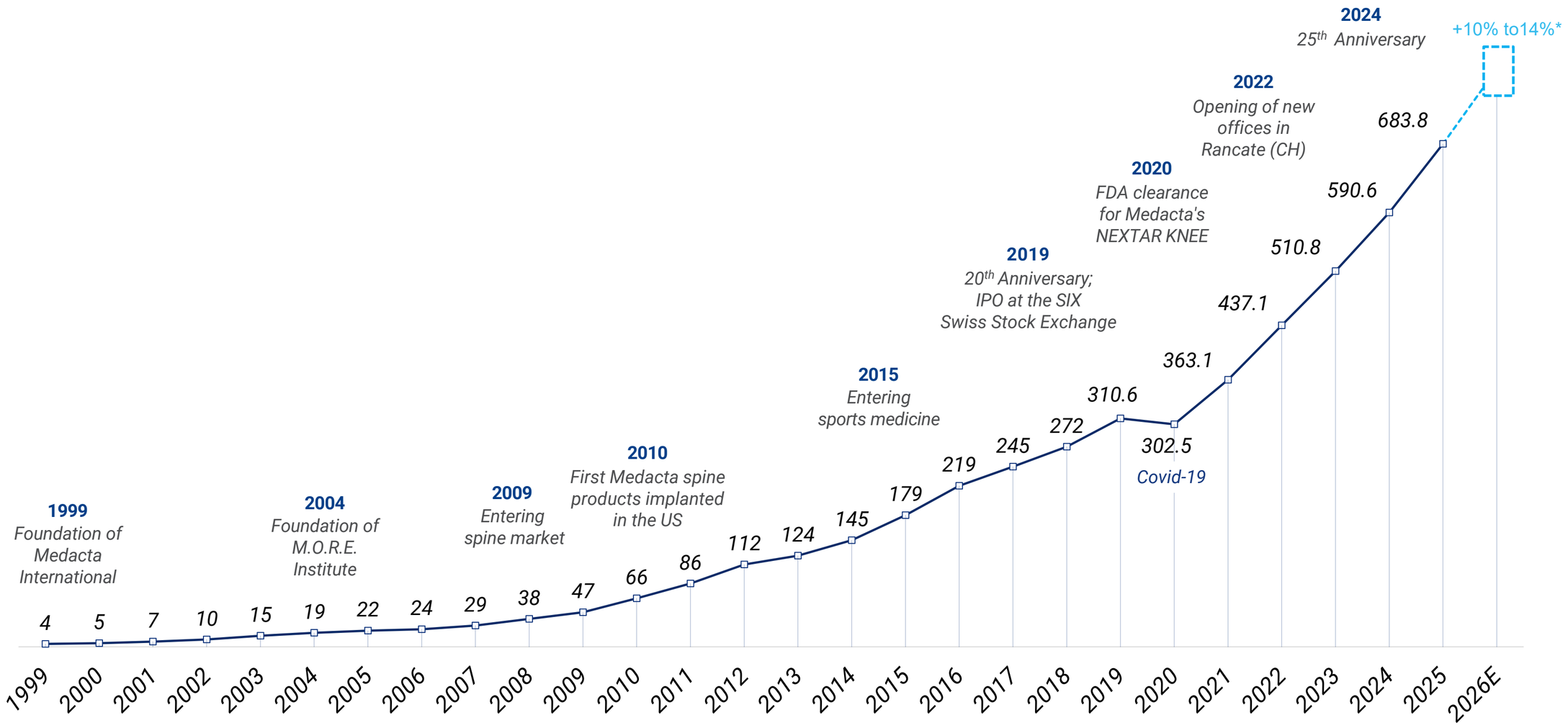

Notes
* Outlook 2026: revenue growth in constant currency

Revenue distribution

Revenue distribution* by business line

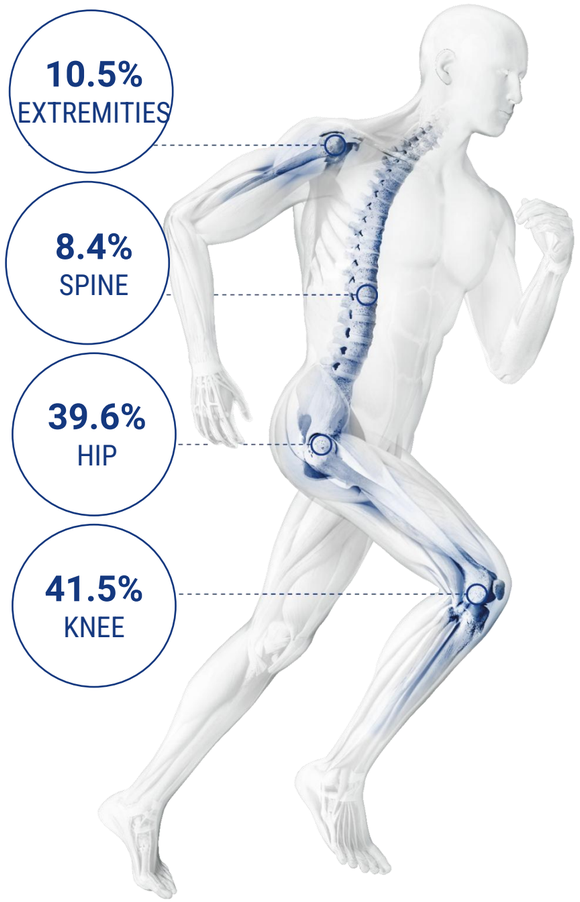

Revenue distribution* by geography

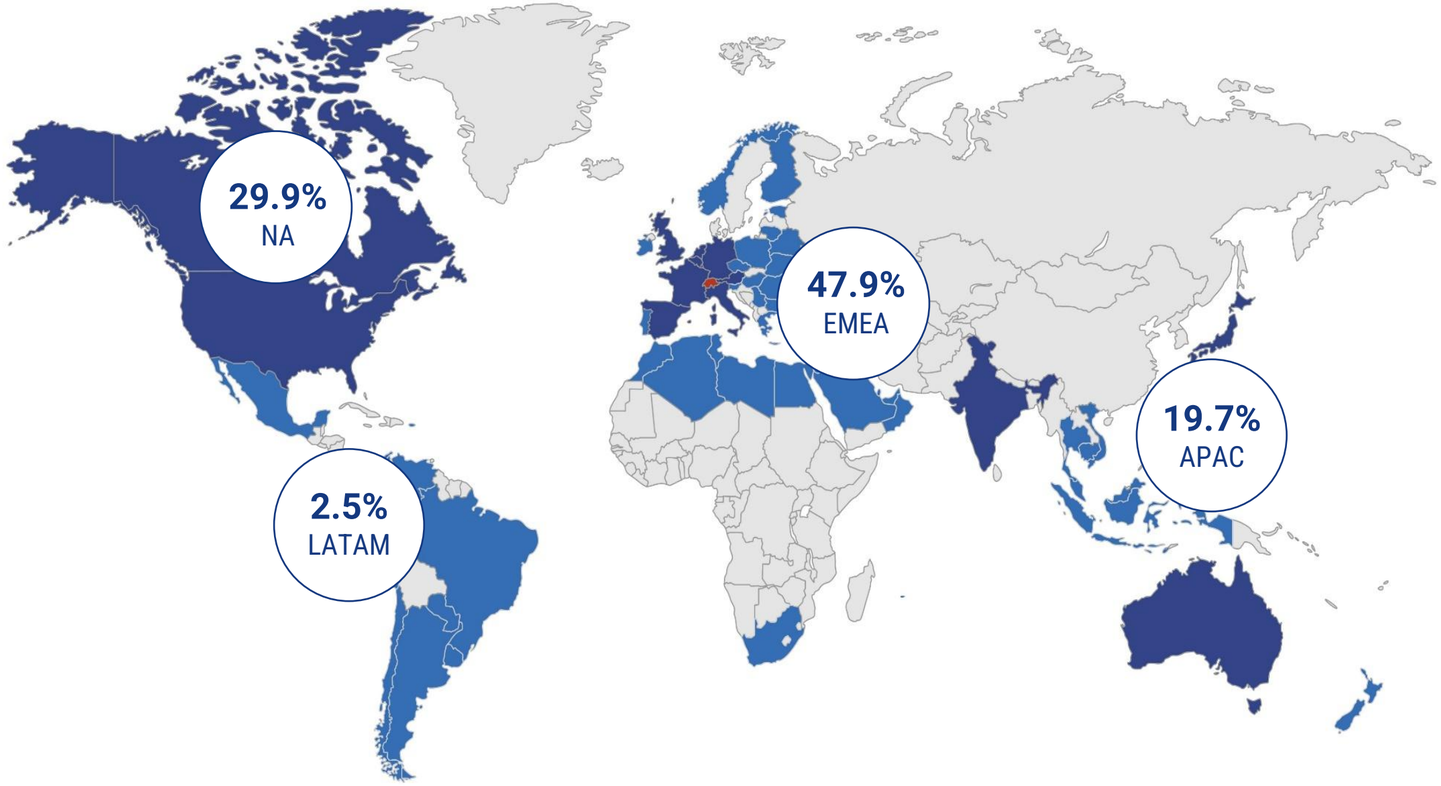

Notes
* As of 31.12.2025

Diversified portfolio in global ortho market

Global orthopaedic market 2025*

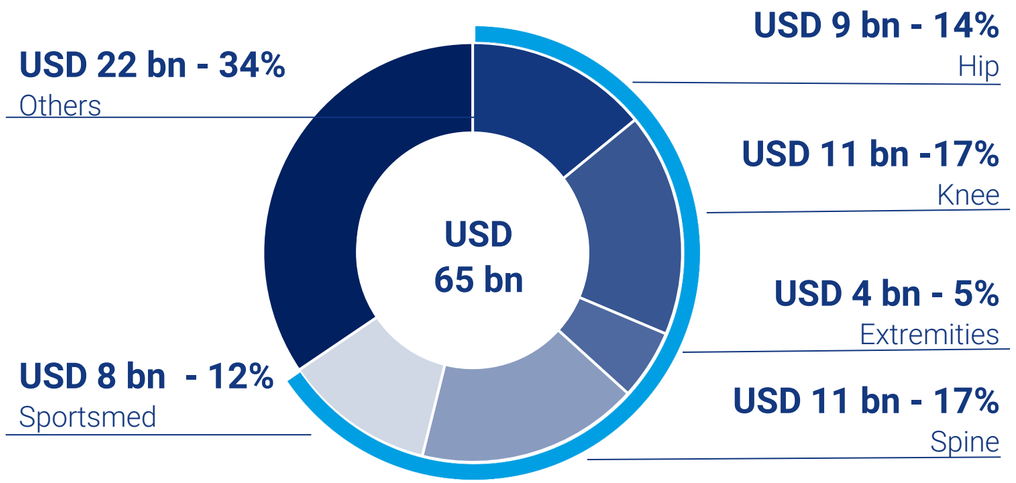

Segments in which Medacta is present (market size: USD 43 bn)

3.5%

Global average market growth (2017-2025)

USD 65 bn

Global market size 2025

Notes
* The Orthopaedic Industry Annual Report® published by ORTHOWORLD® Inc., published May 2026

Medacta's success pillars for above-market growth

1

Differentiating innovations

with aim to improve patient outcomes & healthcare sustainability

2

Education and personalized training of surgeons

thereby acquiring new surgeons across all business lines

3

Team expansion

to increase network of surgeons & foster further growth

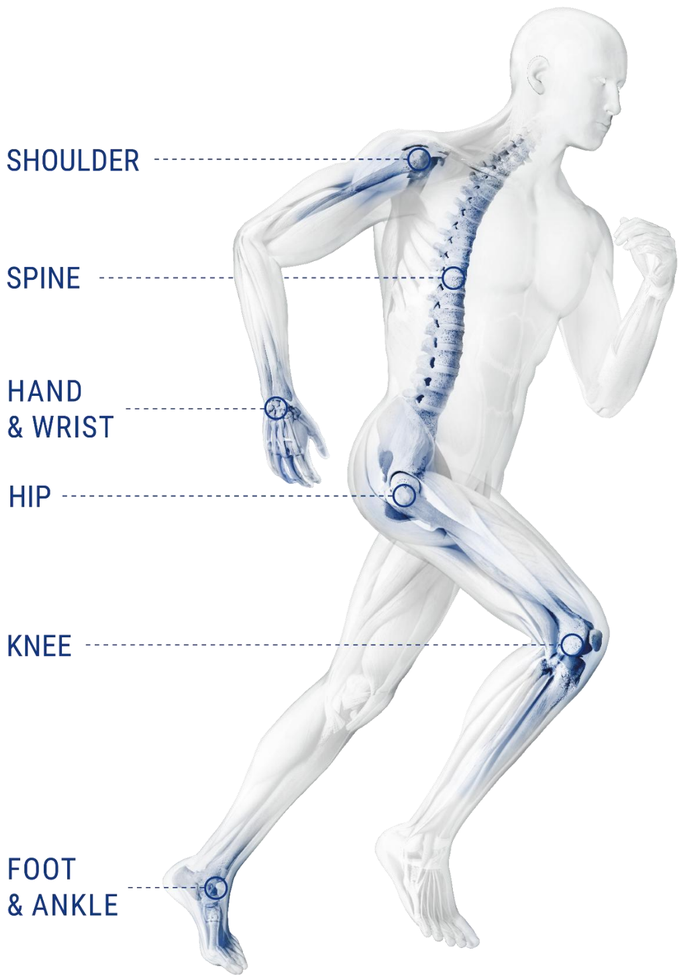

Medacta's innovation diamond

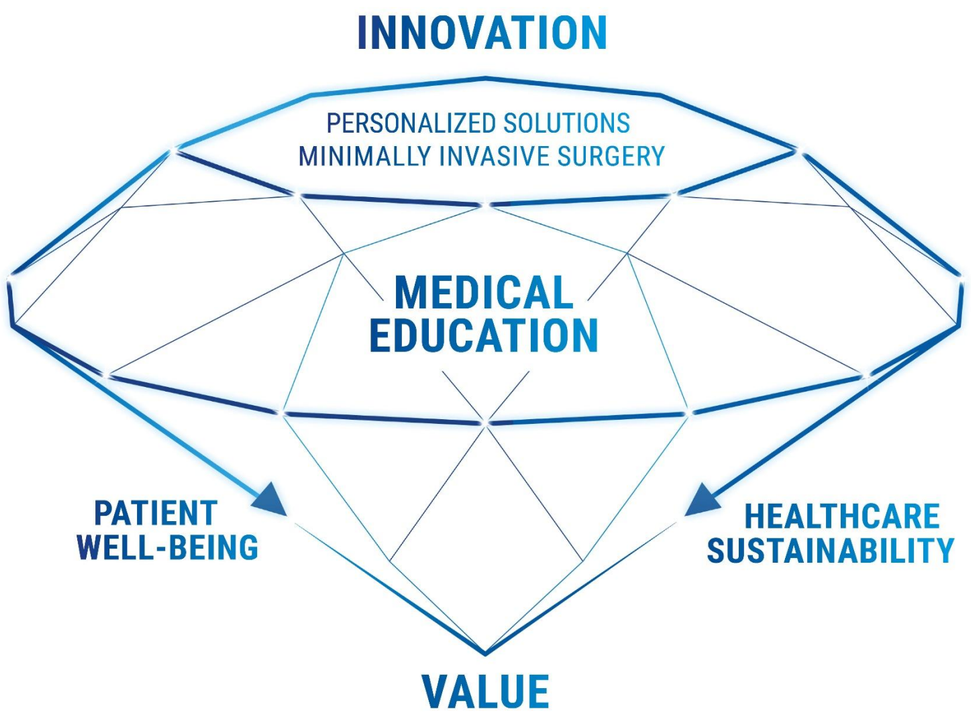

Differentiating innovations

- *Requiring close partnership and exchange with surgeons*
- *Need for strong and unparalleled R&D know-how*

Medical education

- *Supporting surgeons to apply Medacta's differentiating innovations to improve patient outcomes and benefit healthcare systems*

Notes
* In constant currency

Medacta’s goal

Uniting

- *Unmet medical needs*
- *Minimally invasive techniques*
- *Differentiating implants*
- *Specialized instruments*
- *Cutting-edge technologies*

to improve patient outcome & healthcare system sustainability

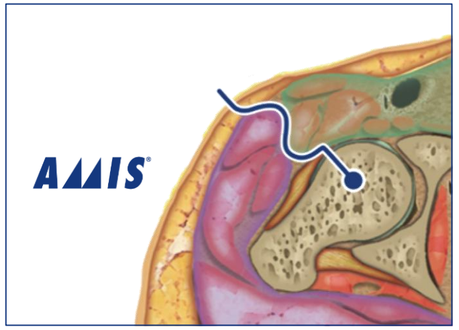

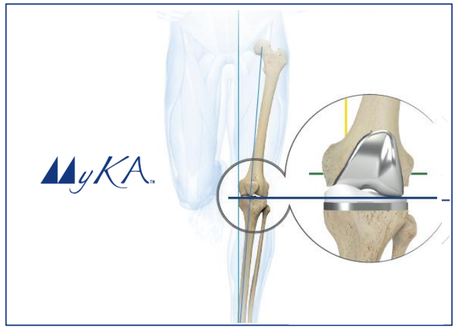

NEXTAR
AUGMENTED REALITY SURGICAL PLATFORM

MYSOLUTIONS
PERSONALIZED ECOSYSTEM

Minimally invasive techniques & personalized solutions

Minimally invasive techniques

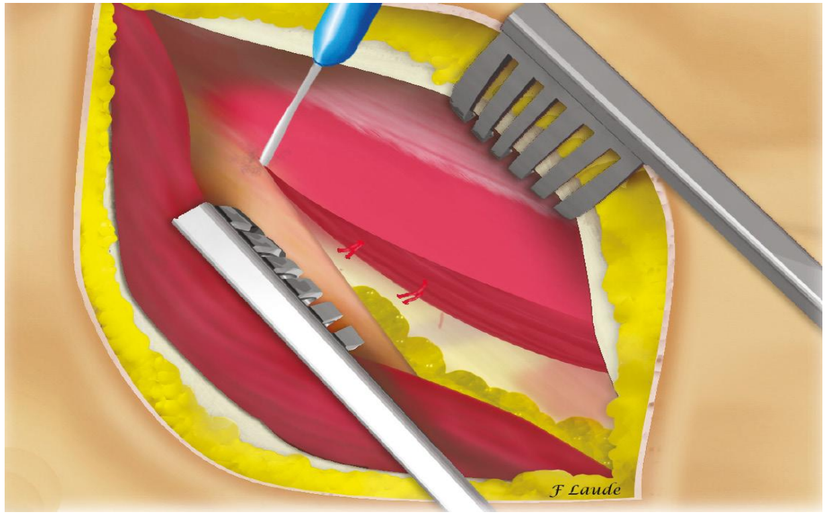

More than 80% of Medacta's hip implants are positioned using AMIS (Anterior Minimally Invasive Surgery)*

Personalized solutions

*Ca. 40% of Medacta's implants** are positioned using MySolutions Personalized Ecosystem.*

Notes
* Data from Medacta
** Date from Medacta referring to knee, shoulder and spine implants

Medacta's medical education – a key differentiator

- *Offering surgeons personalized education programs worldwide*
- *Enabling surgeons becoming proficient with Medacta's differentiated innovative products, techniques, and technologies*
- *More than 800 reference and learning centres globally*
- *M.O.R.E. Institute* – international platform for surgeons to share experience, learn and network*

Instructional program			Advanced & Master program
Step 1	**Step 2**	**Step 3**	**Steps 4-5**
Visit reference center	**Attend learning center**	**Benefit from proctoring**	**Focus on complex cases**

Notes
* Medacta Orthopaedic Research and Education Institute

Medacta’s medical educational activities in 2025

675

Reference Centres

140

Learning Centres

4’000

*Surgeons attending educational activities**

Notes
* Data includes in-person and online activities

Strong financials

Highlights – Full Year 2025 Results

Revenue in EUR

683.8 m

18.5 % growth in c.c.*

*Adjusted EBITDA margin***

29.0 % in c.c.*

27.9 % in EUR

Adj. EBITDA of EUR 190.8 m

rise of 19.1% yoy

Net profit of EUR 95.5 m

increase of 31.0 % yoy, or 14.0 % of revenue

Proposed dividend of CHF 1.10 per share

increase of 59.4% yoy

Notes
* Constant currency
** Alternative Performance Measures: This presentation contains certain financial measures of historical performance that are not defined or specified by IFRS, such as "constant currency", "EBITDA", "adjusted EBITDA", "Free Cash Flow", "adjusted Free Cash Flow", "Net Debt" and "Leverage". These Alternative Performance Measures (APMs) should be regarded as complementary information to, and not as a substitute for the IFRS performance measures. For definitions of APMs, together with reconciliations to the most directly reconcilable IFRS line items, please refer section headed "Alternative Performance Measures" of the 2025 Annual Report. The 2025 Annual Report is available and can be accessed at: https://www.medacta.com/EN/financial-reports-and-presentations .

Continued high teens revenue growth

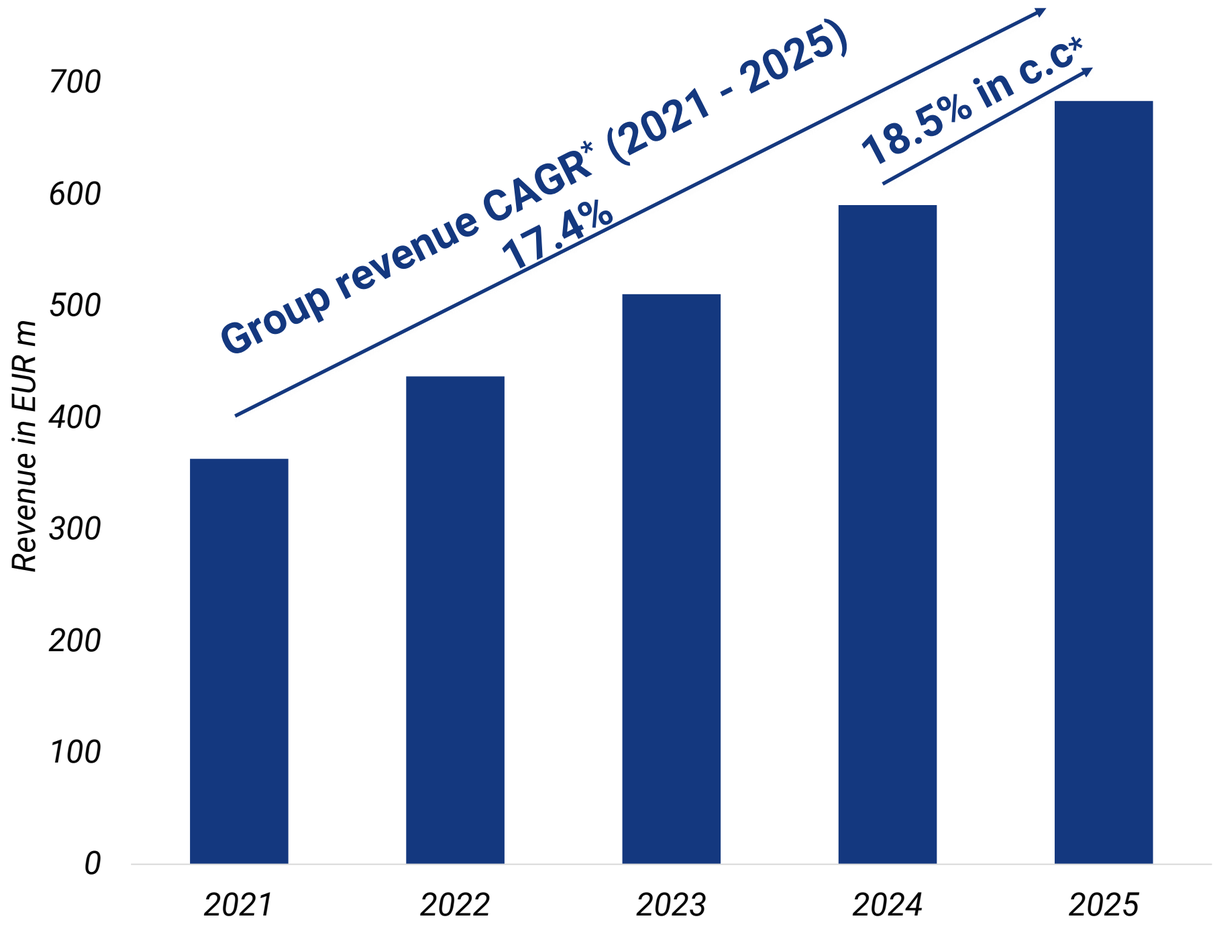

- *FY 2025 revenue growth* of 18.5% yoy*
- *Outgrowing market** by 4.3x*
- *Revenue CAGR* (FY 2021 - FY 2025) of 17.4%*

Notes
- In constant currency

** The Orthopaedic Industry Annual Report® published by Orthoworld® Inc., published May 2025

Substantial growth across all geographies

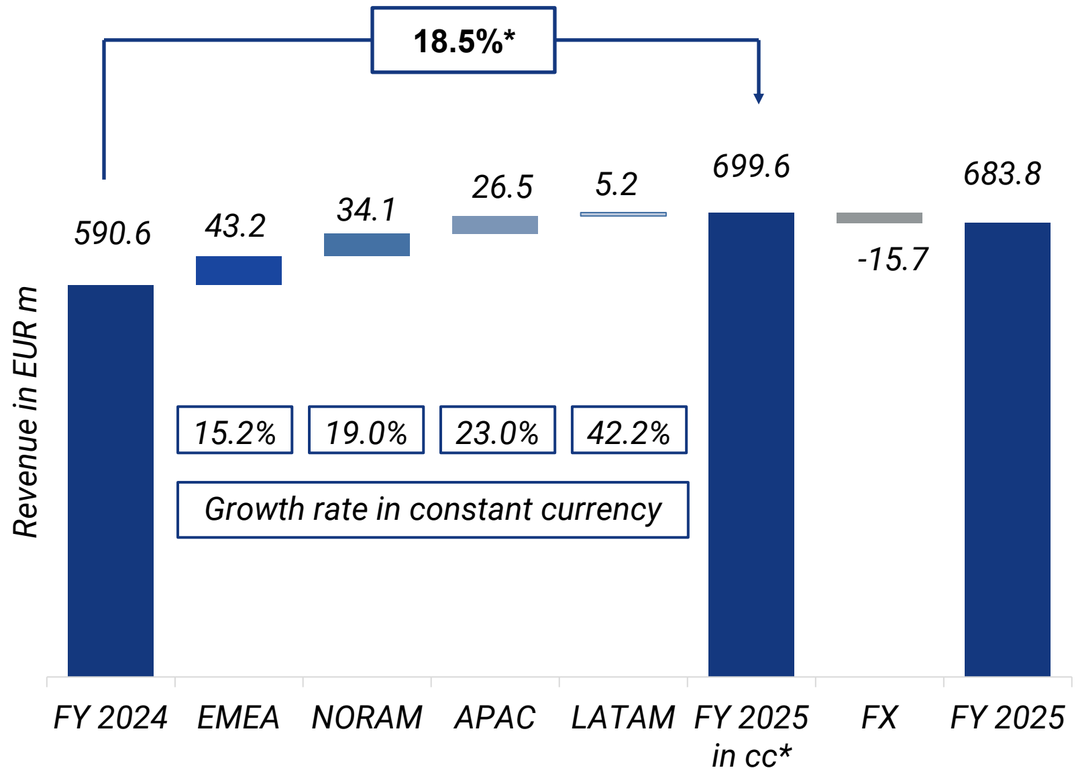

FY 2025 geographic revenue distribution

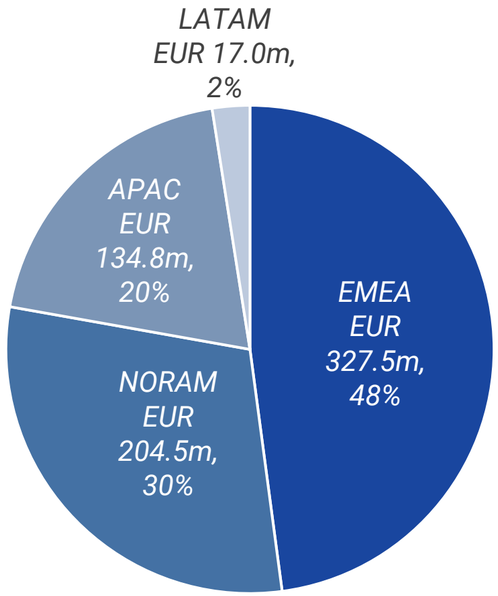

- *NORAM: growing almost 4x above market 2025E** yoy; APAC: 11.5x above market 2025E** yoy*
- *EMEA: outstanding mid-teens growth reflecting almost 2.5x above market growth 2025E** yoy*
- *LATAM: growing more than 40% yoy reflecting almost 9x above market growth 2025E** yoy*

Notes
* In constant currency
** The Orthopaedic Industry Annual Report® published by Orthoworld® Inc., published May 2025
Abbreviations: EMEA: Europe, Middle East and Africa; NORAM: North America; APAC: Asia Pacific; LATAM: Latin America

Excellent above-market growth across all business lines

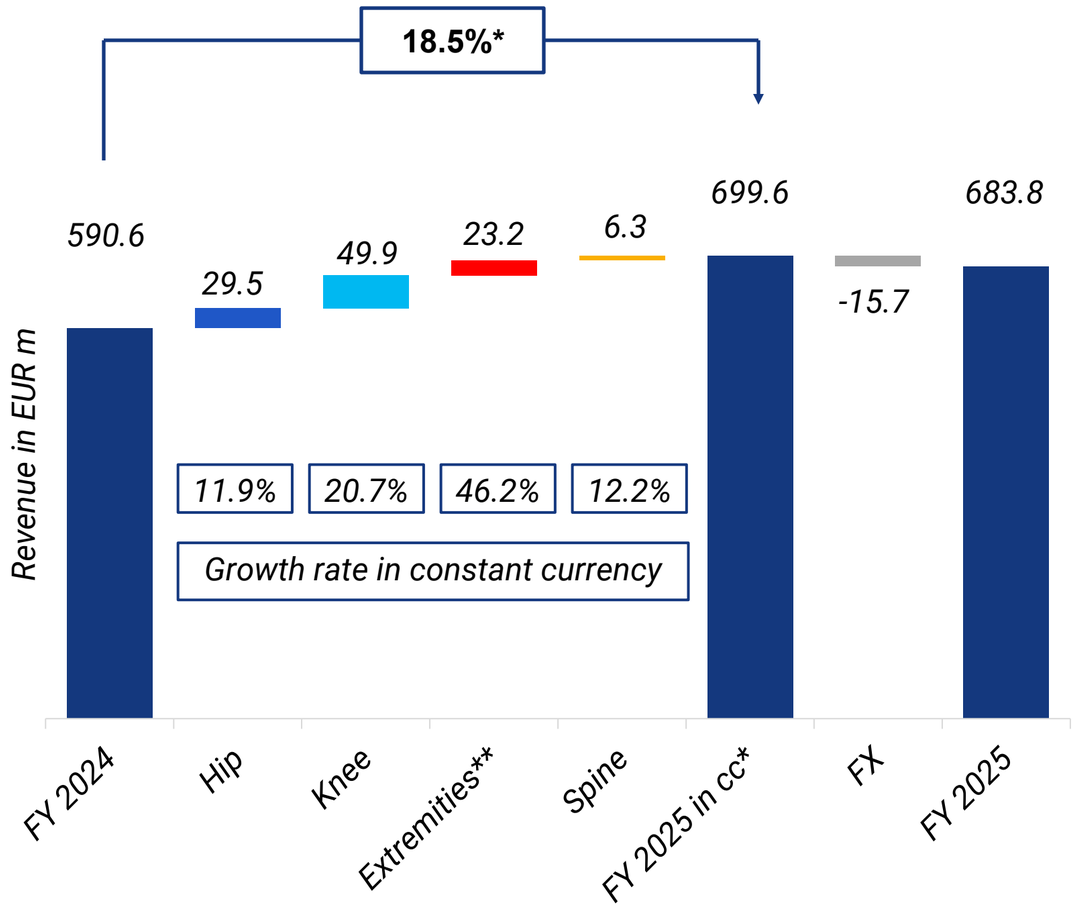

FY 2025 revenue distribution by business line

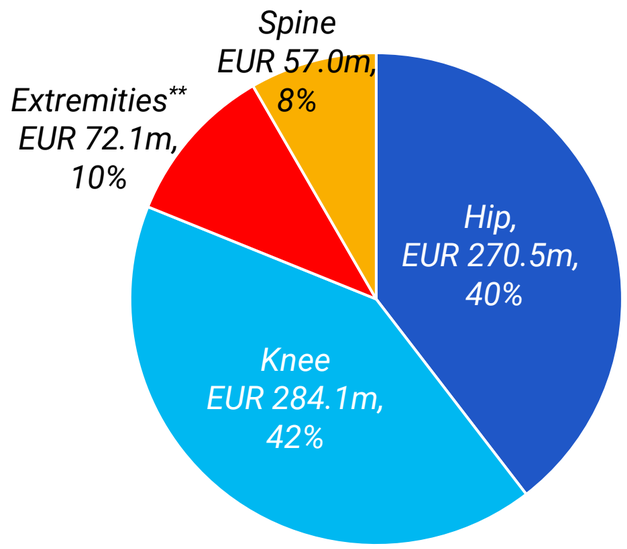

Notes
* In constant currency
** Extremities includes Shoulder and Sportsmed

Continued double-digit growth in Hip

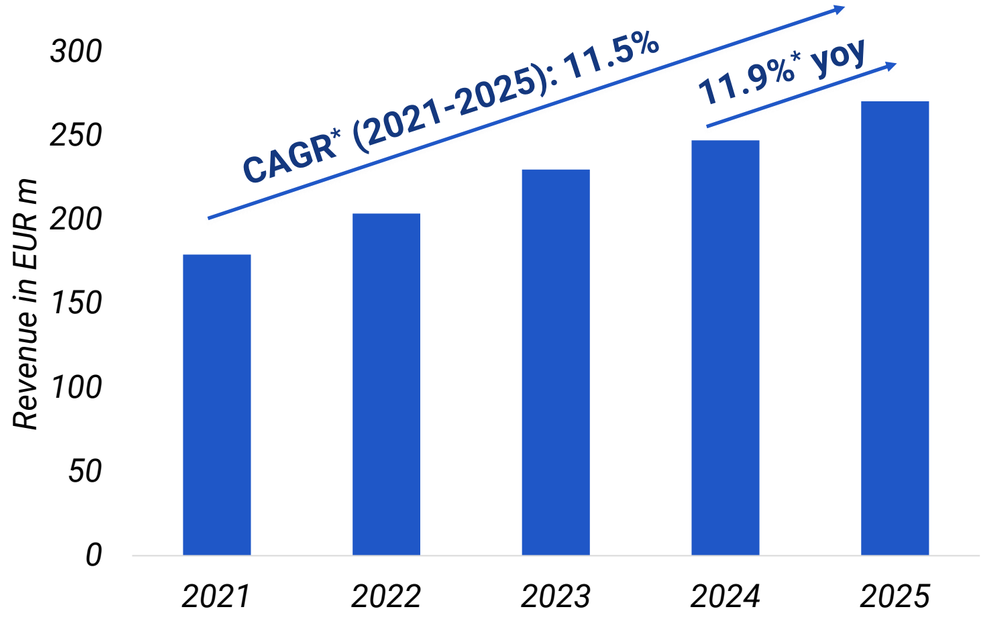

Hip – FY 2025

- *Growth mainly attributable to Medacta's Anterior Minimally Invasive Surgery (AMIS) platform*
- *Outstanding growth in APAC and NORAM*
- *Almost 3 x above-market growth 2025E** yoy*

AMIS® Experience
ANTERIOR MINIMALLY INVASIVE SURGERY
IN HIP REPLACEMENT

Notes
* In constant currency
** The Orthopaedic Industry Annual Report® published by Orthoworld® Inc., published May 2025

Excellent expansion in Knee

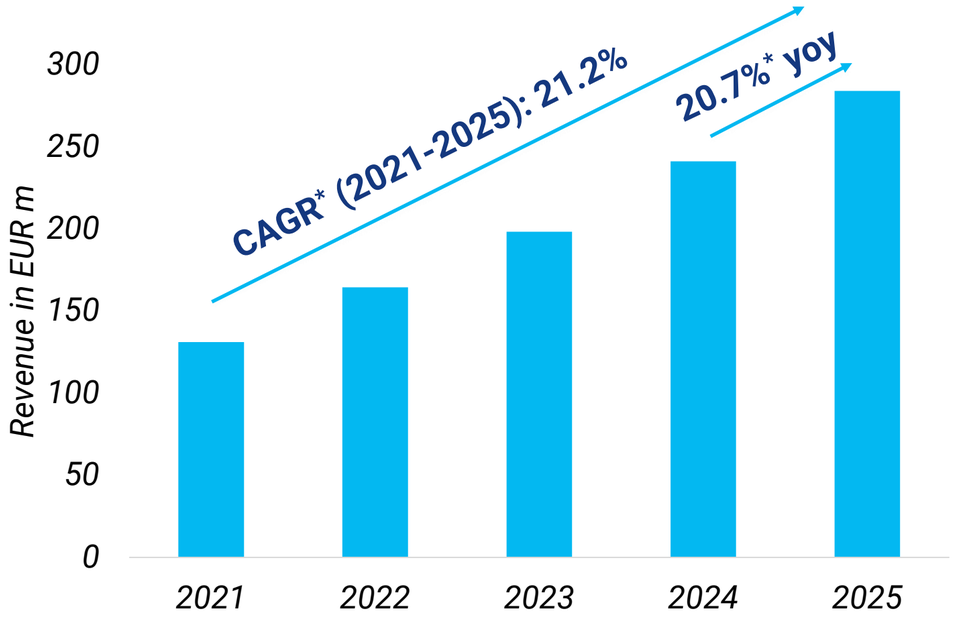

Knee – FY 2025

- *Outstanding performance due to GMK SpheriKA and MyKA, Medacta's personalized Kinematic Alignment platform*
- *NORAM and EMEA grew in low twenties, closely followed by APAC*
- *4.6x above-market growth 2025E** yoy*

Notes
* In constant currency
** The Orthopaedic Industry Annual Report® published by Orthoworld® Inc., published May 2025

Outstanding growth in Spine

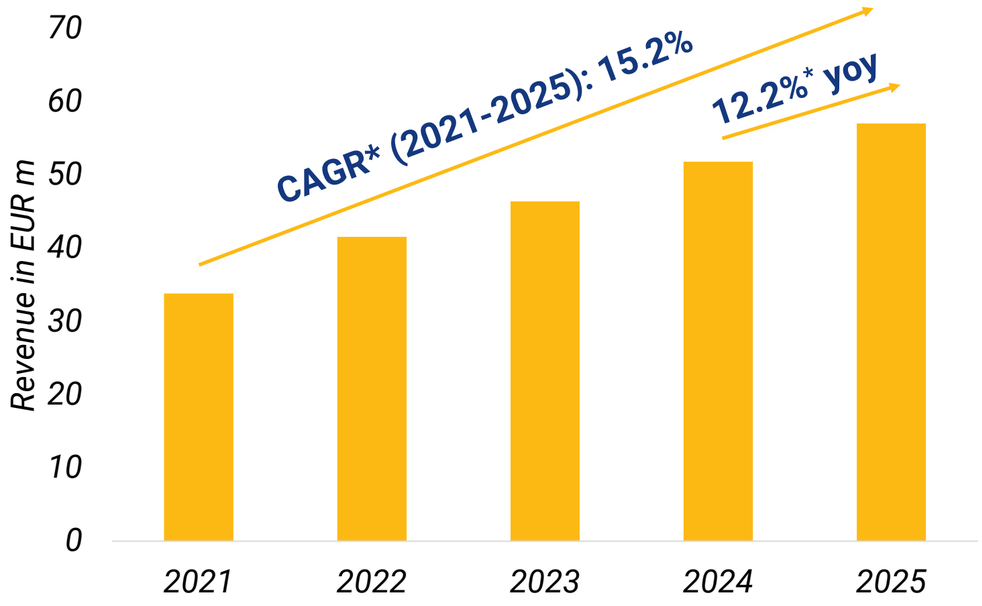

Spine – FY 2025

- *Solid revenue growth strongly supported by Medacta's technologies, particularly by NextAR Spine and the NextAR Rod Optimizer*
- *Particularly strong performance in EMEA, followed by APAC*
- *3.5x above-market growth 2025E** yoy*

Selection of pre-contoured rods

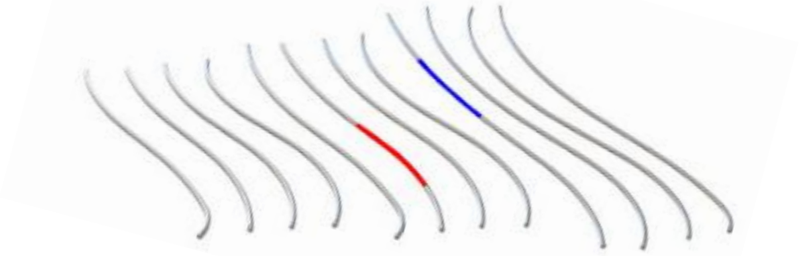

Notes
* In constant currency
** The Orthopaedic Industry Annual Report® published by Orthoworld® Inc., published May 2025

Continued superior growth in Extremities

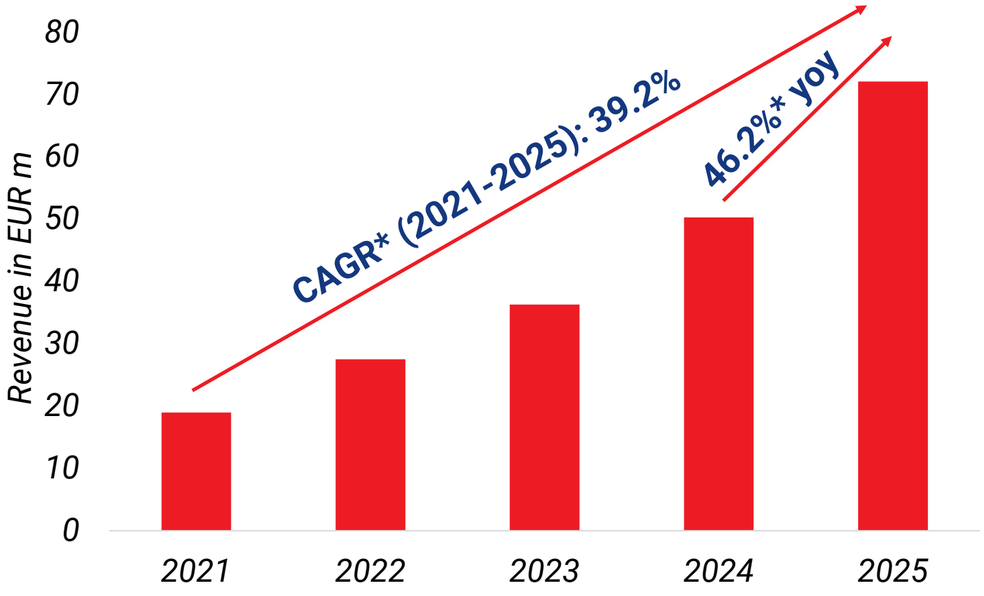

Extremities – FY 2025

- *Expansion primarily due to Medacta Shoulder System, supported by advanced technologies such as MyShoulder and NextAR*
- *Sportsmed portfolio strengthened with acquisition of Parcus*
- *3.5x above-market growth 2025E** yoy in Shoulder and more than 3x in Sportsmed (organic)*

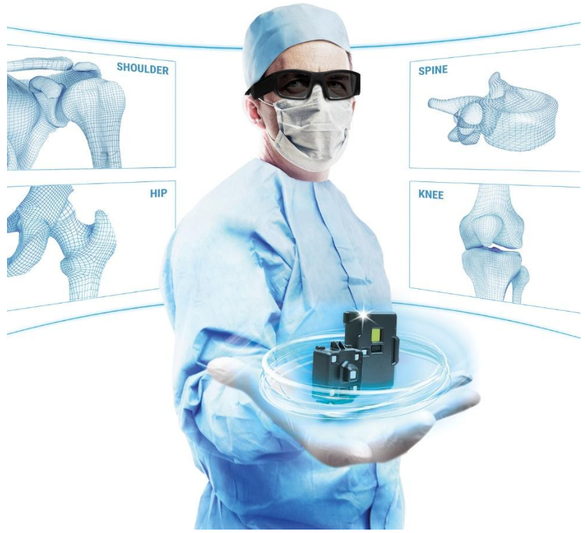

Notes
* In constant currency
** The Orthopaedic Industry Annual Report® published by Orthoworld® Inc., published May 2025

Gross profit rising by almost 15.0%

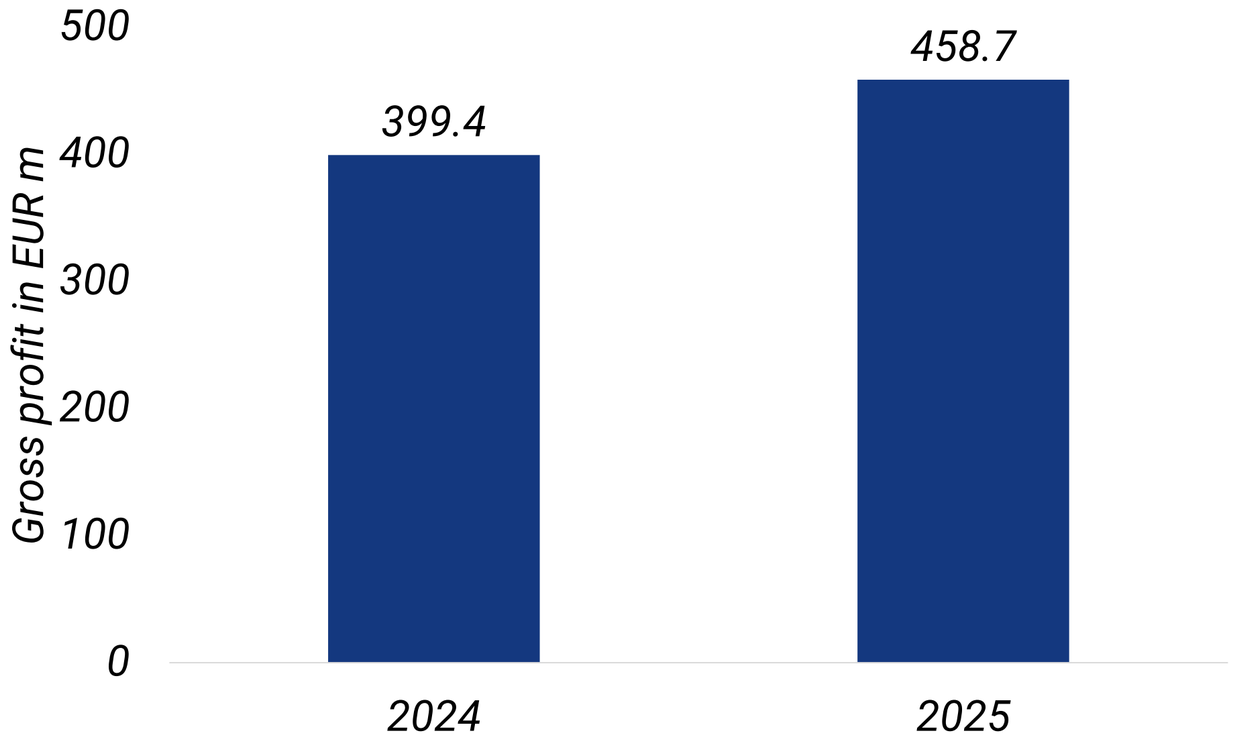

- *Gross profit of EUR 458.7 m vs. EUR 399.4 m in 2024, an increase of 14.8 % yoy*
- *Gross profit margin was 67.1% compared to 67.6 % the prior year*
- *The adverse FX impact, causing the softening, was partially offset by operational efficiencies realized*

Notes
Definitions of Alternative Performance Measures can be found in our 2025 Annual Report, available on our website: https://www.medacta.com/EN/investors

Adj. EBITDA margin* rising to 29.0%

Adj. EBITDA and EBITDA margin in cc* continue to increase

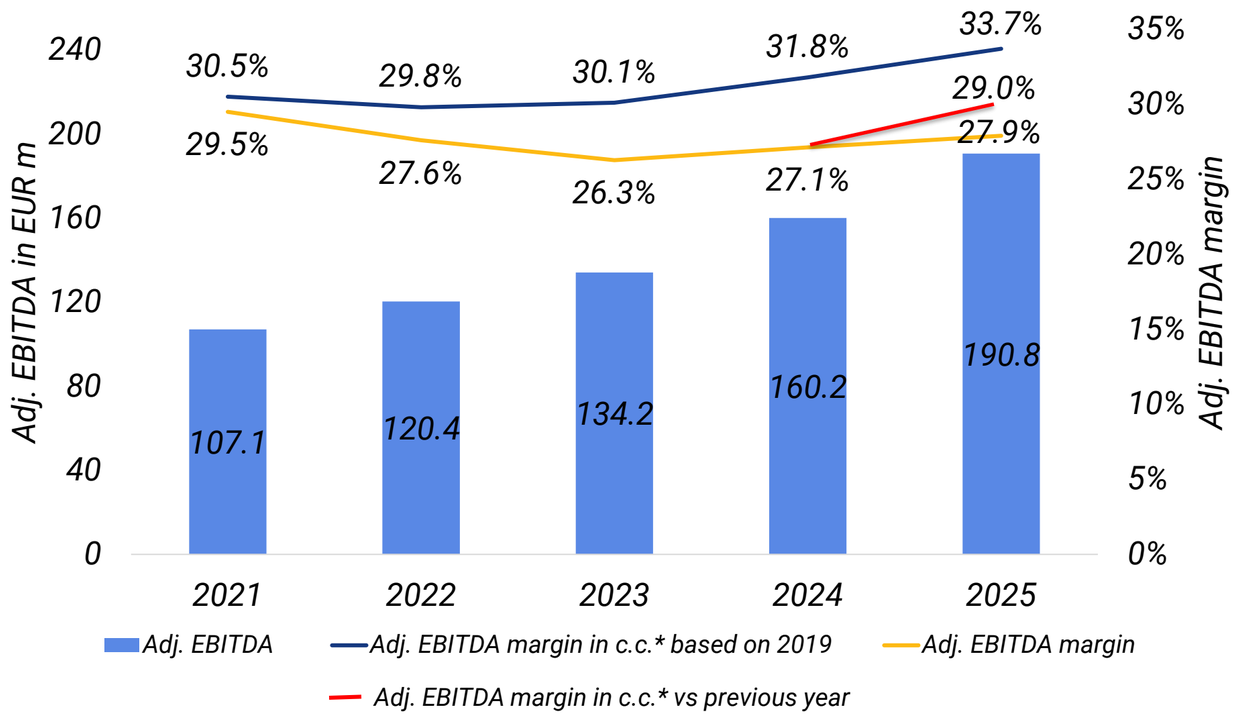

- *Adj. EBITDA of EUR 190.8 m compared to EUR 160.2 m in 2024, an increase of 19.1% yoy*
- *Adj. 2025 EBITDA margin of 29.0% in constant currency vs. 27.1% in 2024*
- *Adj. EBITDA margin* continued to augment to 33.7% in 2025 from 30.5% in 2021, based on 2019 FX rates*
- *Reported EBITDA of EUR 201.5 m compared to EUR 156.6 m, up 28.7% yoy*

Notes
- in constant currency

Definitions of Alternative Performance Measures can be found in our 2025 Annual Report, available on our website: https://www.medacta.com/EN/investors

Net profit increasing by 31.0%

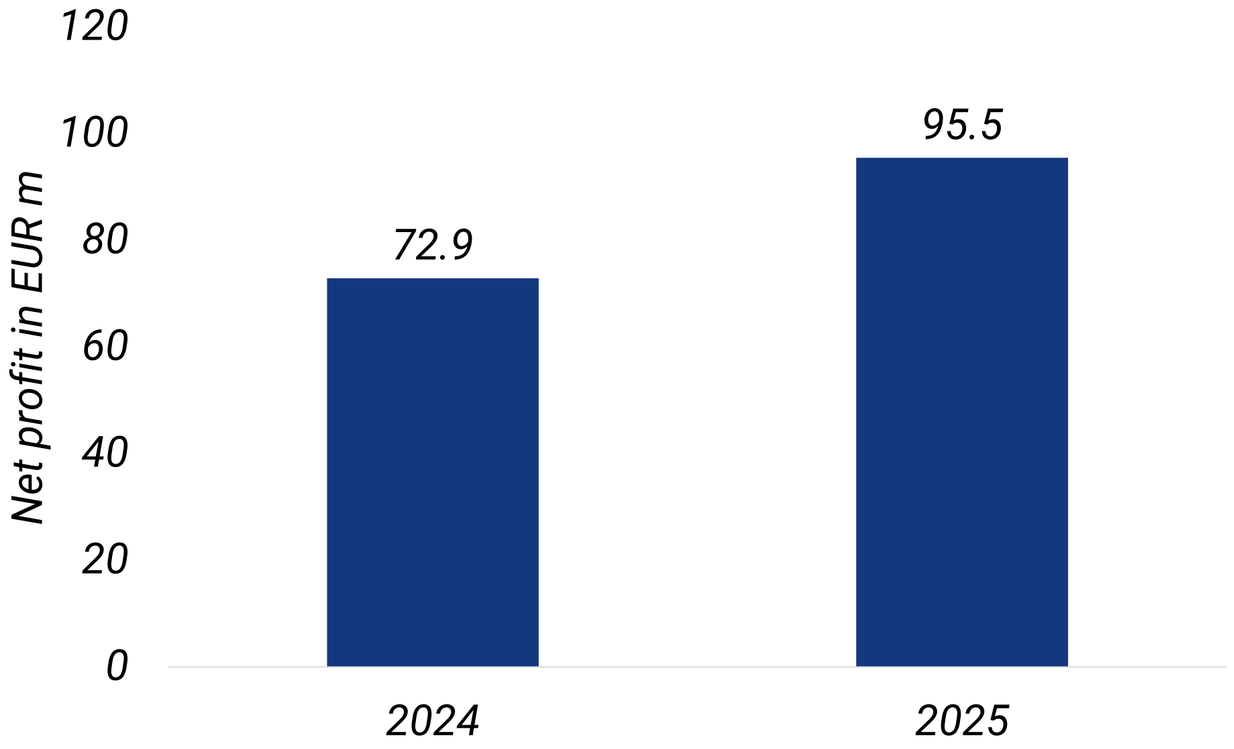

- *Profit before tax was EUR 115.3 m compared to EUR 87.8 m in 2024, up 31.4% yoy*
- *Net profit for the period was EUR 95.5 m compared to EUR 72.9 m, up 31.0% yoy*
- *Net profit margin was 14.0% in 2025 vs. 12.3% in 2024*

Notes
Definitions of Alternative Performance Measures can be found in our 2025 Annual Report, available on our website: https://www.medacta.com/EN/investors

Operating cash flow advancing by more than 42%

(EUR m)		
Cash Flow	**2025**	**2024**
Cash Flow from Operating Activities	**152.7**	**107.1**
Cash Flow from Investing Activities	*(137.0)*	*(98.9)*
Free Cash Flow	**15.7**	**8.3**

- *Cash flow from operating activities increased by 42.5% to EUR 152.7 m compared to EUR 107.1 m in 2024*
- *Cash flow from investing activities was EUR 137.0 m vs. EUR 98.9 m in the prior year mainly reflecting a) investments in further surgical instruments following the attraction of more surgeons as well as b) the expansion and construction of our production and office facilities in Rancate, Ticino (CH) and the new fully automated warehouse in Italy*
- *Free cash flow was EUR 15.7 m compared to EUR 8.3 m in the prior year representing an improvement of almost 90% yoy*

Notes
Definitions of Alternative Performance Measures can be found in our 2025 Annual Report, available on our website: https://www.medacta.com/EN/investors

CAPEX for future growth

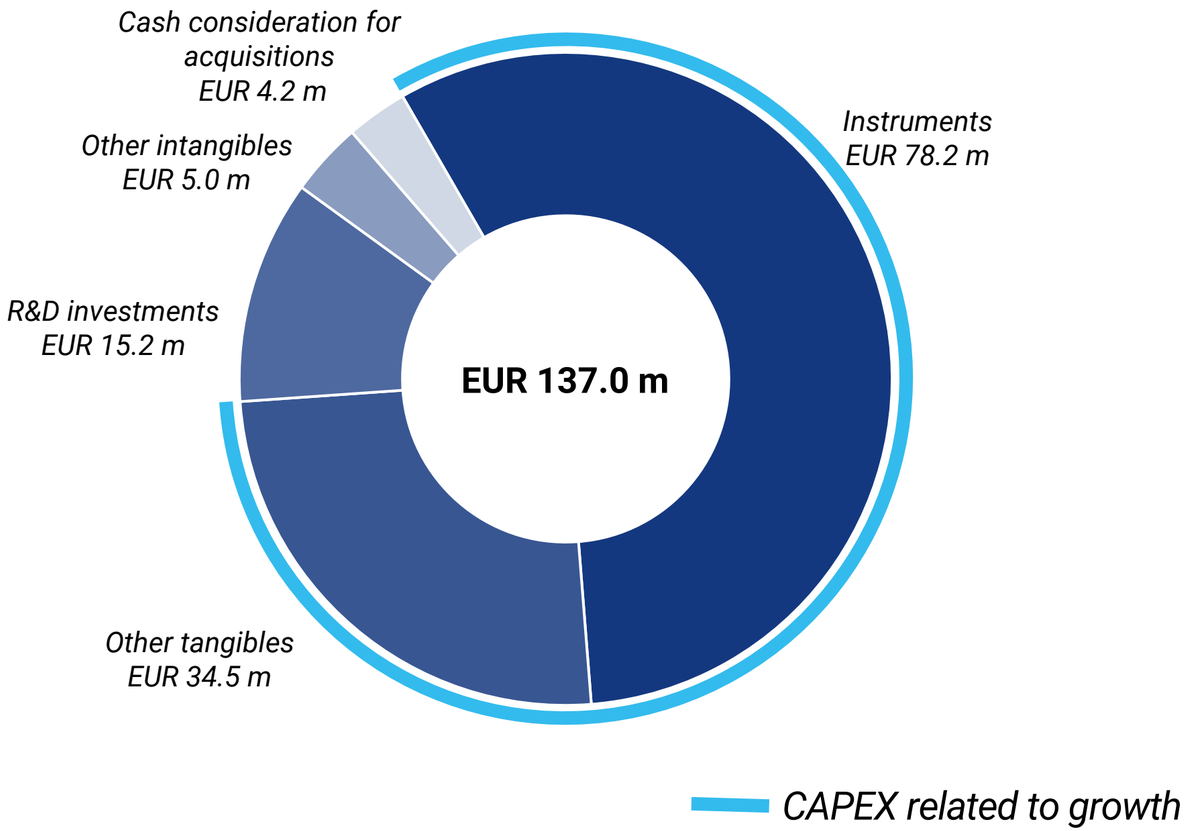

- *Total CAPEX was EUR 137.0 m as Medacta continues to invest in growth*
- *Investments in instruments were EUR 78.2 m and other tangibles were EUR 34.5 m; these together are CAPEX for future growth and represent a good 80% of total CAPEX*
- *Other tangibles are CAPEX mainly related to the expansion and construction of our production and office facilities in Rancate, Ticino (CH) and the new fully automated warehouse in Italy.*

Notes
Other tangibles include buildings, plants & machinery, other fixture and fittings, tool and equipment and assets under construction and financial investments (related to advances on deposits paid for the acquisition of property, plant and equipment)..
Other intangibles include trademarks, software and others.
Cash consideration for acquisitions, net of cash acquired related to the Parcus Medical acquisition.

Maintaining a strong balance sheet

Net debt / adj. EBITDA (x)

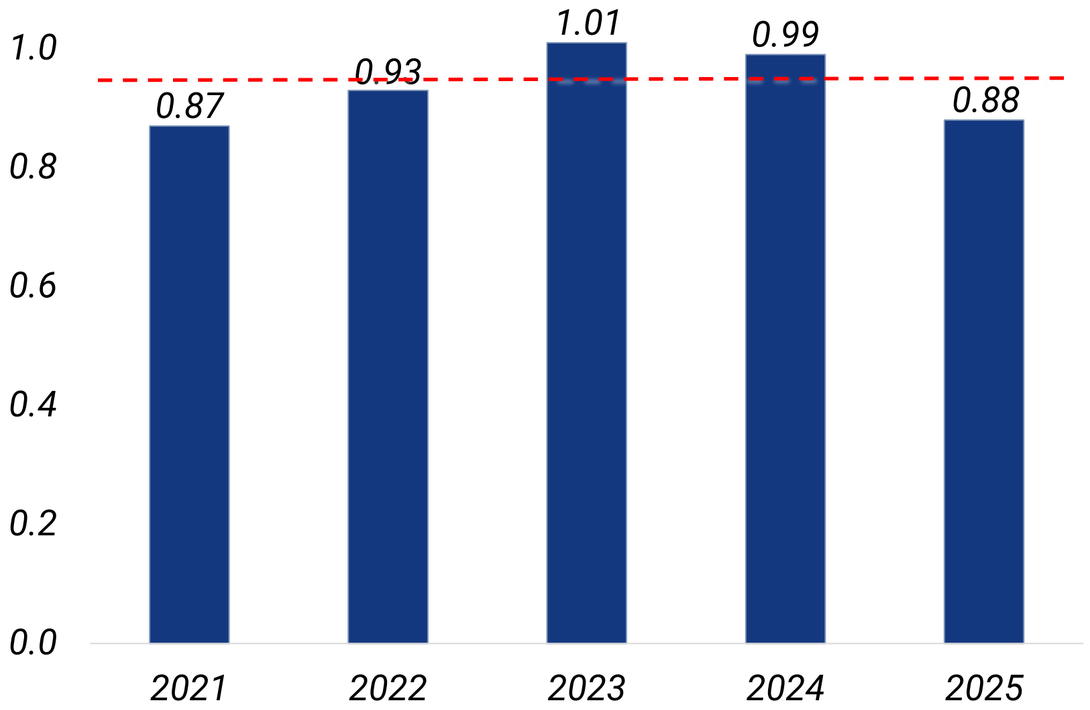

- - - Average net debt / adj. EBITDA over the past five years

- *Continued strong balance sheet*
- *2025 net debt / adj. EBITDA was 0.88x*
- *Net debt / adj. EBITDA on average at 0.94x over the past five years (- - -)*

Notes
Definitions of Alternative Performance Measures can be found in our 2025 Annual Report, available on our website: https://www.medacta.com/EN/investors

Dividend per share

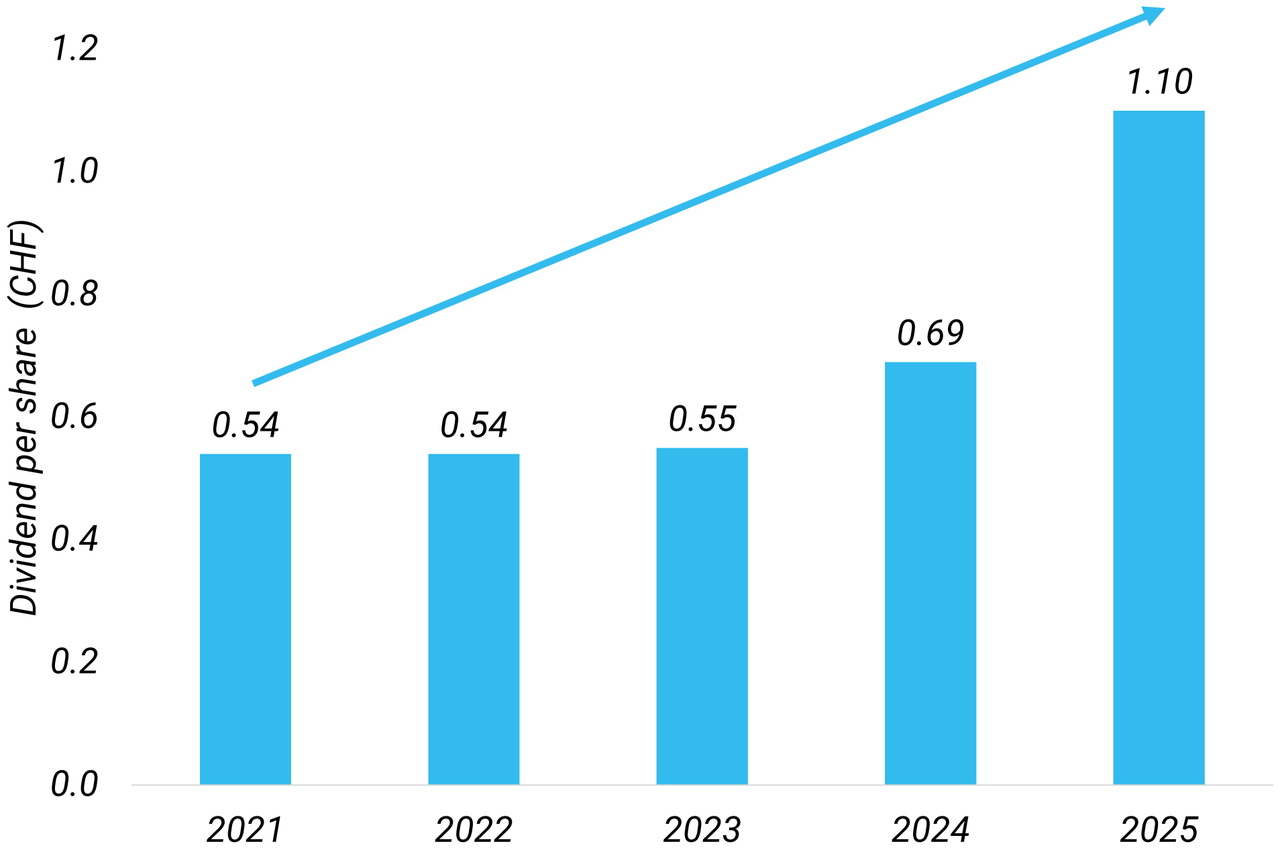

- *Proposed dividend of CHF 1.10 per share by Board of Directors to Annual General Meeting on 5 May 2026*
- *Proposal reflects dividend increase of 59.4% over prior year*

Notes
Definitions of Alternative Performance Measures can be found in our 2025 Annual Report, available on our website: https://www.medacta.com/EN/investors

Outlook

Outlook 2026

Medacta is targeting a revenue growth in the range of 10% to 14% in constant currency and an expansion of the adjusted EBITDA margin of around 50bps vs. the prior year (27.9%), in constant currency, subject to unforeseen events.

Mid-term outlook

Revenue compound annual growth rate (CAGR) (2024–2027E) in constant currency is expected to range between 12% and 15%, with a gradual improvement of the adjusted EBITDA margin vs. 2025, in constant currency, subject to unforeseen events.

Tariffs

Medacta remains not impacted by the US tariffs and will continue to monitor the development.

Notes
Alternative Performance Measures: This presentation contains certain financial measures of historical performance that are not defined or specified by IFRS, such as "constant currency", "EBITDA", "adjusted EBITDA", "Free Cash Flow", "adjusted Free Cash Flow", "Net Debt" and "Leverage". These Alternative Performance Measures (APMs) should be regarded as complementary information to, and not as a substitute for the IFRS performance measures. For definitions of APMs, together with reconciliations to the most directly reconcilable IFRS line items, please refer section headed "Alternative Performance Measures" of the 2025 Annual Report. The 2025 Annual Report is available and can be accessed at: https://www.medacta.com/EN/financial-reports-and-presentations

Why invest in Medacta?

Why invest in Medacta?

Continuing to outgrow the market

- *Differentiated innovations to improve patient outcome and healthcare sustainability*
- *Education and personalised training of surgeons*
- *Expansion of sales reps and team*
- *Ahead of market trend in fast-growing ASC**

Our dedication: improving patient outcome & healthcare sustainability

- *Our vision and dedication guides our efforts and purpose, driving our success*
- *Good long-term and sustainable growth drivers*
- *Extraordinary corporate #beMedacta culture*
- *More resilient in times of inflation*

Unique financial profile
FY 2025

- *Outstanding market revenue growth of 18.5% in c.c.***
- *Attractive adj. EBITDA margin*** in high twenties*
- *Strong balance sheet*
  net debt / adj. EBITDA of 0.88x
- *Vigorous and continuous growing operating cash flow*
- *Continued rising dividend*

Notes: all figures based on FY 2025
* Ambulatory Surgery Centres; ** constant currency
*** Alternative Performance Measures: This presentation contains certain financial measures of historical performance that are not defined or specified by IFRS, such as "constant currency", "EBITDA", "adjusted EBITDA", "Free Cash Flow", "adjusted Free Cash Flow", "Net Debt" and "Leverage". These Alternative Performance Measures (APMs) should be regarded as complementary information to, and not as a substitute for the IFRS performance measures. For definitions of APMs, together with reconciliations to the most directly reconcilable IFRS line items, please refer section headed "Alternative Performance Measures" of the 2025 Annual Report. The 2025 Annual Report is available and can be accessed at: https://www.medacta.com/EN/financial-reports-and-presentations

Thank you

MEDACTA.COM